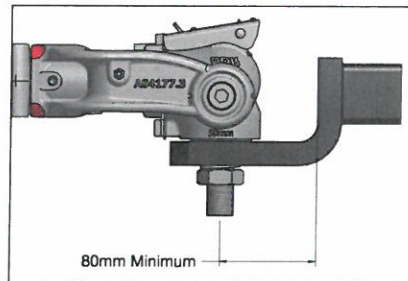
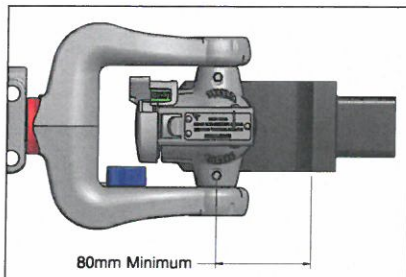
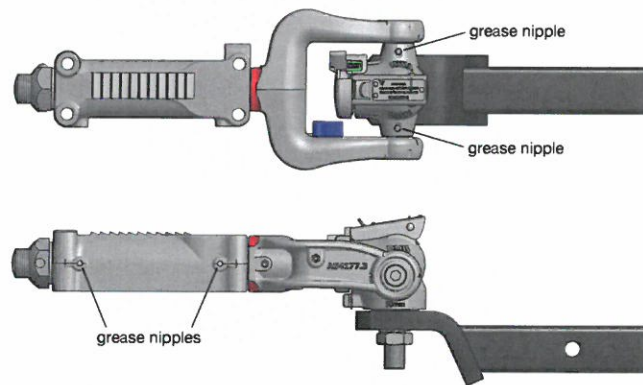



FITTING INSTRUCTIONS XO COUPLING

1. Use four High Tensile 4 inch (L) x ½ inch bolts to attach the coupling to the drawbar (suggested Ark Part number CMB44B).
2. Bolts should be fastened with either nyloc nuts or plain nuts with spring washers.
3. Bolts should be of an appropriate length to ensure 100% thread engagement of the nut. At least one full thread must protrude past the nut.
4. Ensure that the coupling is only used with a 50mm towball, No other size ball is suitable for use with the coupling, the Tow ball must comply with AS4177.2-2004, suggested Ark Part Number TB35CB or TB35BB.
5. Check that there is enough clearance on the tow hitch - refer to diagram below. Some towbar designs are not compatible with the off road coupling.



6. Grease the shaft by pumping multi purpose grease into the grease nipples at the front and rear of the body until a small amount of grease appears from each end of the shaft.



EXTREME
OFFROAD

SERIES

7. If traveling off road, do not use load levelling devices with your off road coupling. The off road coupling is designed for applications which require a large amount of articulation and may interfere with load levelling devices.

